

InstaGen Quick Guide

Connecting Your Inverter to a New Wi-Fi Router

Follow this guide to reconnect your inverter after changing your broadband provider or Wi-Fi router.

Before you start

Please make sure the following are ready before starting:

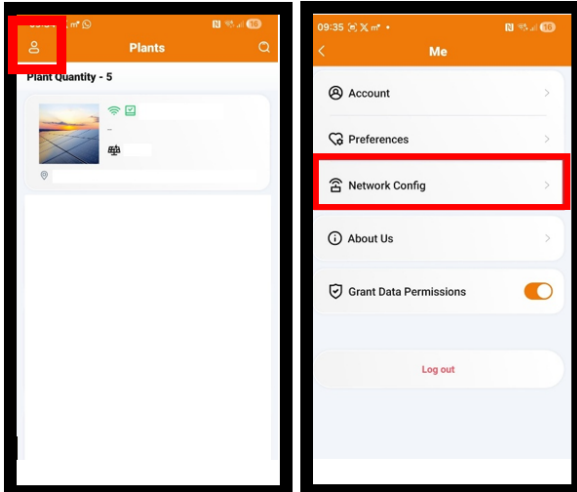
- Your new router is powered on and working
- You know your Wi-Fi network name and password
- Your router has **2.4GHz Wi-Fi enabled**
- You have the correct InstaGen app installed



InstaGen End User

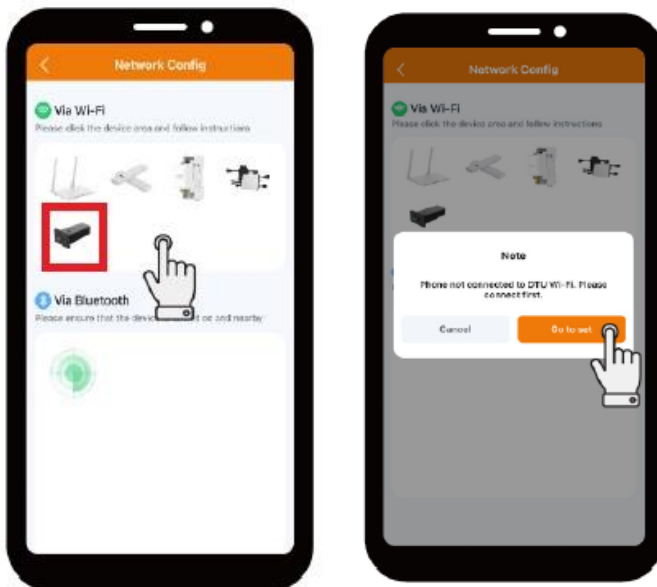
1. Open the App

Open the app on your mobile device - Tap the **person icon** highlighted in the red box shown below – then **Network Config**



2. Open Network Configuration

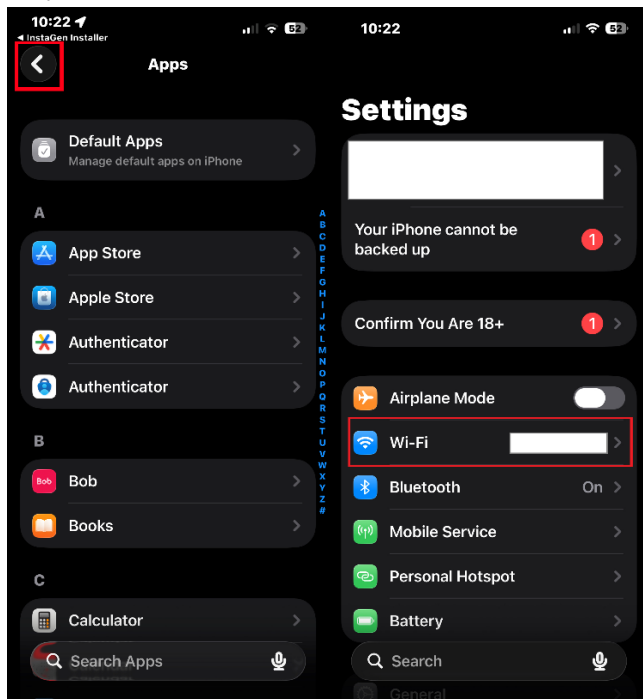
Tap the icon shown here in the red box. Then select **Go to Set**.



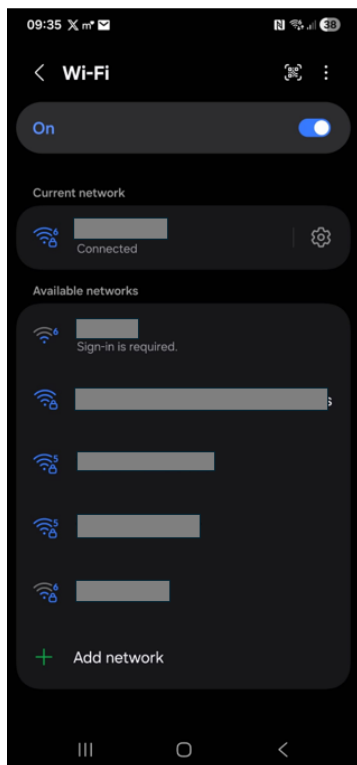
3. Go to set Wi-Fi Settings

Apple iOS phone:

Your phone will now open the Wi-Fi settings screen. Tap the back button (top left) *if required*, then select **Wi-Fi**.

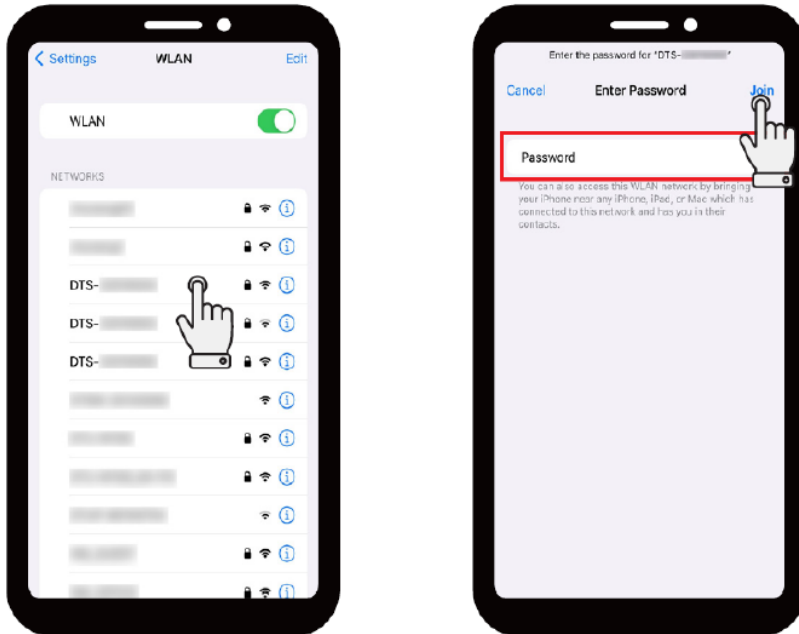


Android phone:



4. Connect to the Inverter Wi-Fi

Select the Wi-Fi network beginning with: **DTS-XXXX** (This is your inverter's Wi-Fi signal).
Enter the password: **ESS12345** (if this password does not work proceed to Step 5)
Tap **Join / Connect**.



5. Reset DTS Password (If required)

If **ESS12345** does not work:

1. Ensure the DTS is powered on
2. Press and hold the **SET** button for **5–10 seconds**
3. Release the button

The DTS password will reset to: **ESS12345**



6. Enter Your Home Wi-Fi Details

Return to the app.

Enter your:

- Home Wi-Fi name
- Home Wi-Fi password

Then tap: **Send to DTU**



7. Complete Setup

Wait for: **Connection Succeeded**

Tap: **Finish**

Your inverter is now connected to your new Wi-Fi router.

Troubleshooting

Problem	Suggested Fix
DTS Wi-Fi not visible	Move closer to inverter and refresh Wi-Fi list
Cannot connect to DTS	Reset DTS password using Step 5
Home Wi-Fi will not connect	Recheck Wi-Fi password
Still not working	Ensure router has 2.4GHz Wi-Fi enabled

Need help?

Please contact your installer or technical support provider.

Bruce Allen

Solar Technician

bruce.allen@instagroup.co.uk

Terence Dillon

Solar Technician

terence.dillon@instagroup.co.uk